

INSTRUCTIONS FOR USE WALL PROTECTION

Brand: WunderHippo

Batch number: 500600

ATTENTION!

Read the operating instructions carefully and keep them for future reference.

Failure to observe the instructions may impair the safety function of your stair gate.

WARNINGS

This product distributes the pressure over a large area to minimize damage to the walls. Check the pressure valves regularly and adjust the tension if necessary.

This product has been designed to prevent accidents. The use of this product is not a substitute for adult supervision. Always follow the instructions for use of your stair gate.

Incorrect installation can be dangerous.

The wall protection pads are not toys - keep them out of the reach of children.

Only use the item for its intended purpose.

If you notice any defects, do not use the product.

Regularly check that it is firmly attached.

Compatible with wall guards whose clamping points have a diameter of less than 4.1 cm.

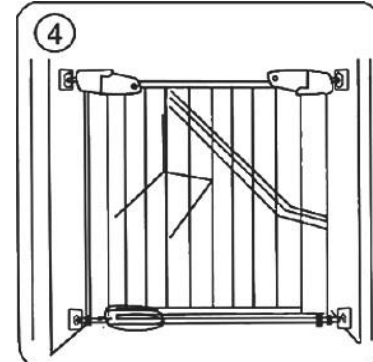
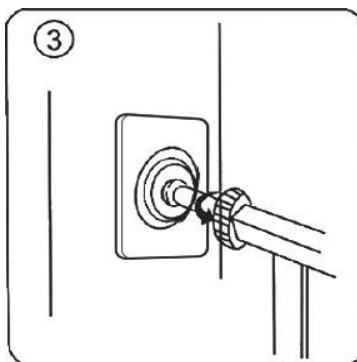
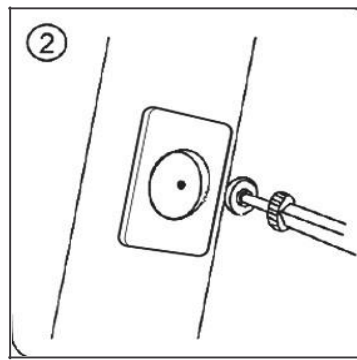
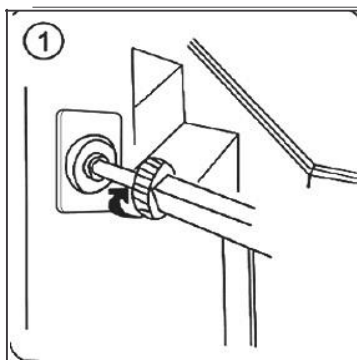
INSTALLATION INSTRUCTIONS

Step 1: Release the gate closer according to the manufacturer's instructions.

Step 2: If your gate is equipped with wall brackets, attach them to the center of the wall protection and install the gate in the correct position.

Step 3: Tighten the gate according to the manufacturer's instructions.

Step 4: Adjust the tension and check the distance between the vertical bar and the wall.



Viktor Bulchak
Individual entrepreneurship
Nachtweide 5B
38122 Braunschweig
Germany
E-Mail: v.bulchak@gmail.com
www.wunderhippo.de